

Scaled data based on original data using
LM-79-08 Approved Method: Electrical and Photometric Measurements of Solid-
State Lighting Products

Test Report Prepared for
Cooper Lighting Solutions
(formerly Eaton)

Brand: STREETWORKS

Report Number: P233639

Luminaire Tested: **VERD-C01-D-U-T5**

Issue Date: 3/3/2020

Test Information

Test Method: LM-79-08
Report Number: P233639
TEST IS SCALED FROM IESNA LM-79-08 TEST DATA (G2-1710-389-16)
Test Lab: INNOVATION CENTER(G2)
Issue Date: 3/3/2020
Manufacturer: COOPER LIGHTING SOLUTIONS (FORMERLY EATON)
Product Line: STREETWORKS
Catalog Number: VERD-C01-D-U-T5
Description: VERDEON ROADWAY AND AREA LUMINAIRE
(1) 70 CRI, 4000K, 1230mA LED AND TYPE V OPTIC
Light Source: -
Ballast/Driver: ELECTRONIC DRIVER

Summary

Lumens per Lamp: N/A
Luminaire Lumens: 7291 lumens
Efficiency: N/A
Efficacy: 130.2 lumens/watt
Luminous Opening: Rectangular (W 0.79' x L: 1.25' x H: 0')
IES Classification: Type V - Short - Non-Cutoff
BUG Rating: B3 - U0 - G2

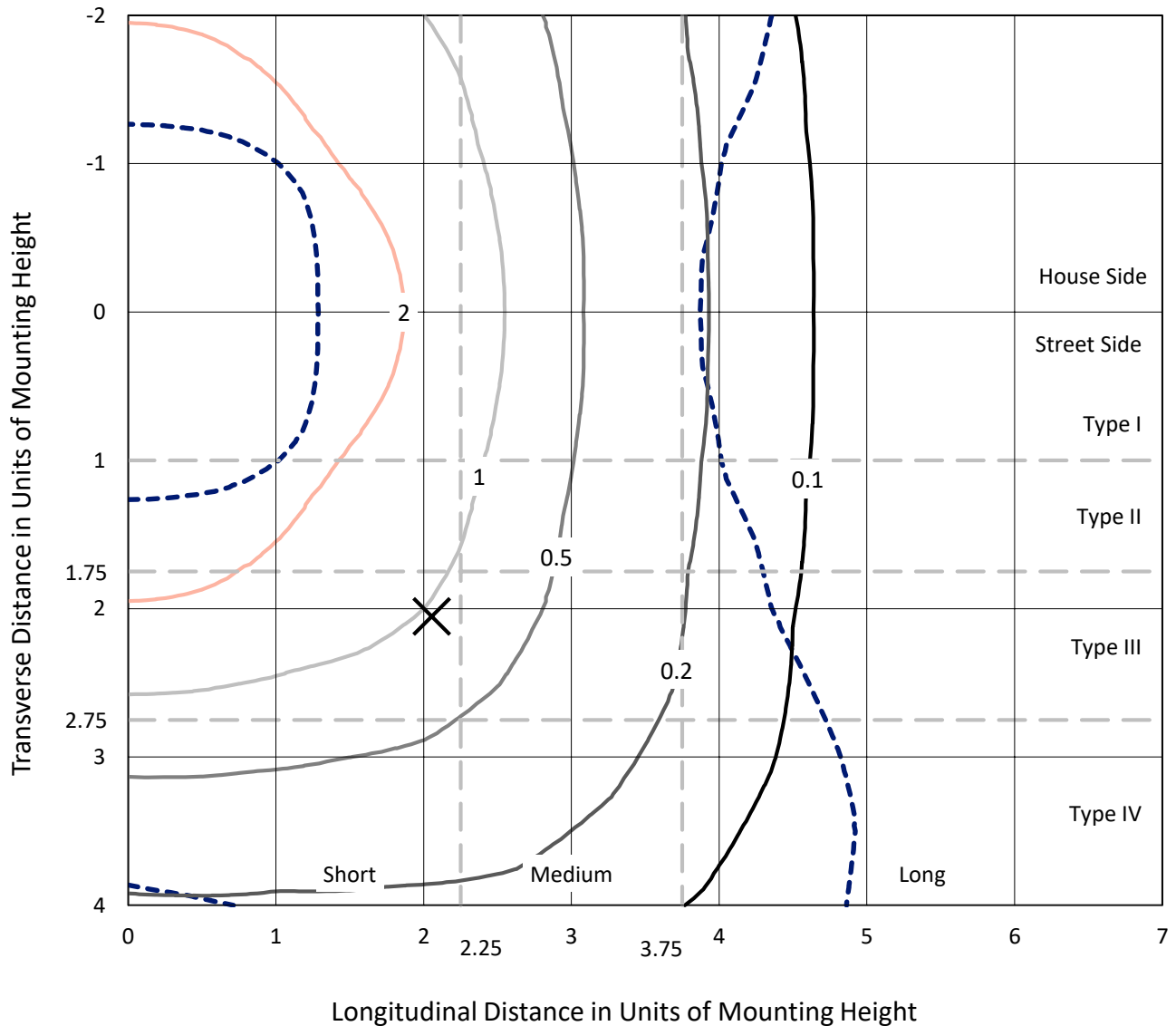
Input Watts (W): 56
Input Voltage (V): NR
Input Current (Ain): NR
Voltage Rise (V): NR
Power Factor: NR
Total Harmonic Distortion (THDi): NR
Frequency (hertz): 60
Stabilization Time: NR
Operation Time: NR
Ambient Temperature (°C): NR
Test Distance: 28.75 FT



REPORT NUMBER: P233639
 CATALOG NUMBER: VERD-C01-D-U-T5

Iso-Footcandle Lines of Horizontal Illumination

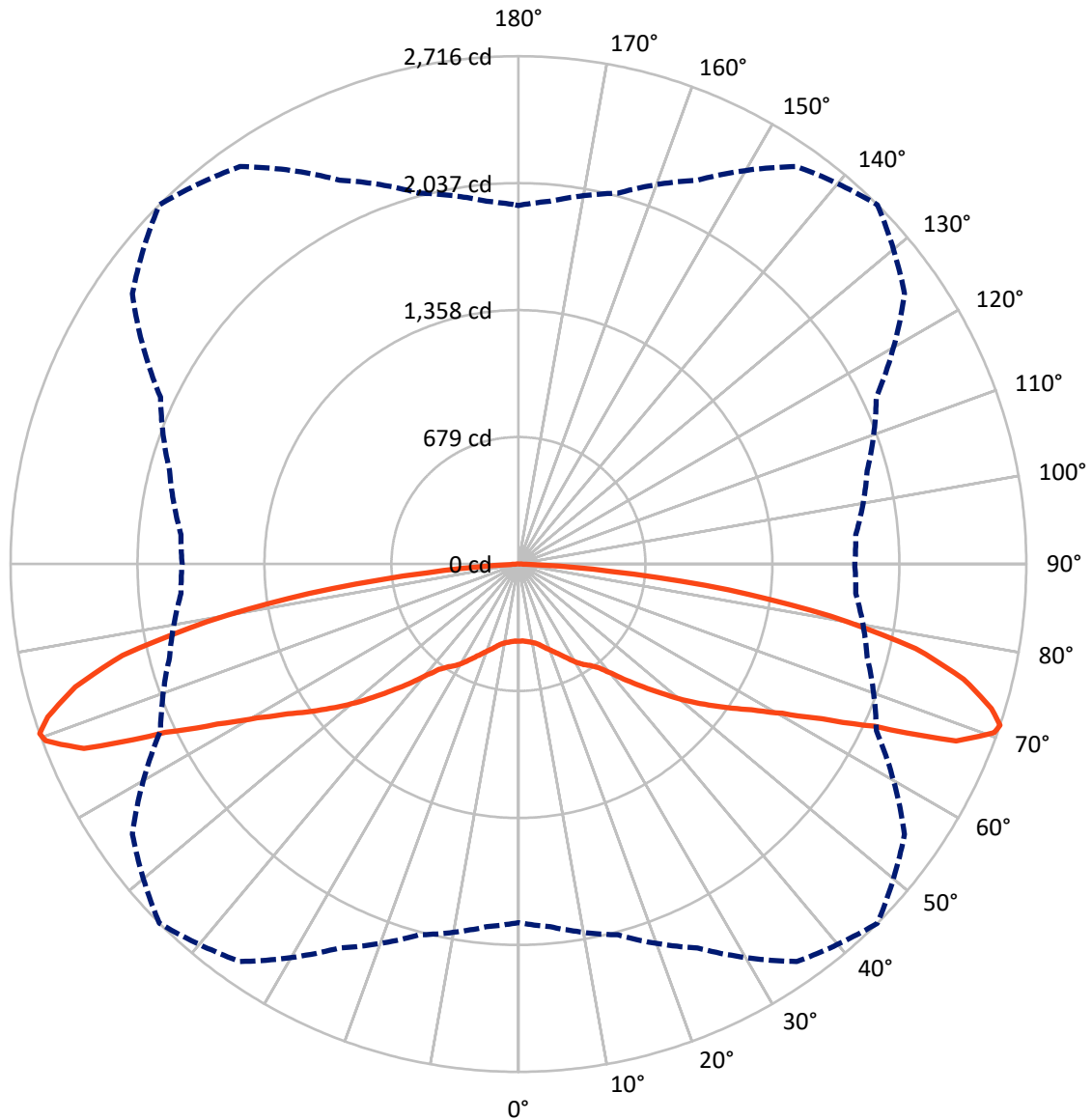
× Max cd
 - - - 1/2 Max cd



Based on 10 foot mounting height. Maximum calculated value = 4.2 fc
 Type V - Short - Non-Cutoff

REPORT NUMBER: P233639
CATALOG NUMBER: VERD-C01-D-U-T5

Luminous Intensity Polar Plot



— Vertical Plane Through 45-Deg Lateral - - - Horizontal Cone Through 71-Deg Vertical

REPORT NUMBER: P233639

CATALOG NUMBER: VERD-C01-D-U-T5

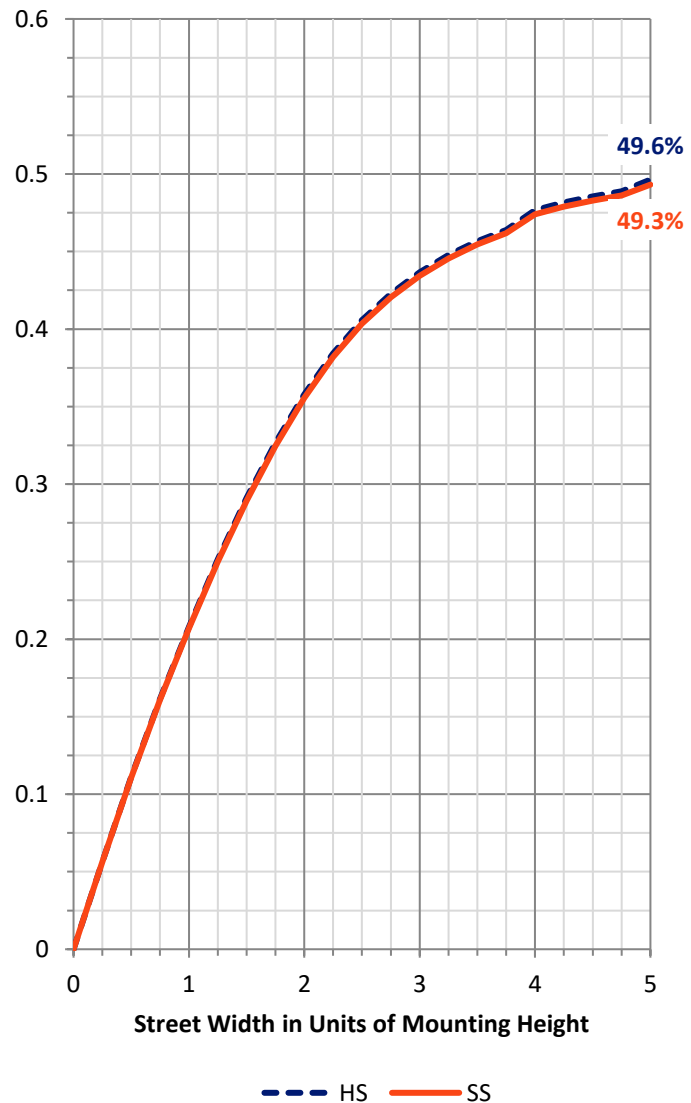
FLUX DISTRIBUTION:

		Downward	Upward	Total
House Side	Lumens	3645.5	0.0	3645.5
	% Fixture	50.0	0.0	50.0
Street Side	Lumens	3645.5	0.0	3645.5
	% Fixture	50.0	0.0	50.0
Total	Lumens	7291.0	0.0	7291.0
	% Fixture	100.0	0.0	100.0

Coefficient of Utilization

ZONAL LUMENS:

Zone	Lumens	% Fixture
0°-10°	40.2	0.6
10°-20°	128.9	1.8
20°-30°	248.5	3.4
30°-40°	420.2	5.8
40°-50°	764.2	10.5
50°-60°	1303.4	17.9
60°-70°	2090.0	28.7
70°-80°	1900.4	26.1
80°-90°	395.3	5.4
90°-100°	0.0	0.0
100°-110°	0.0	0.0
110°-120°	0.0	0.0
120°-130°	0.0	0.0
130°-140°	0.0	0.0
140°-150°	0.0	0.0
150°-160°	0.0	0.0
160°-170°	0.0	0.0
170°-180°	0.0	0.0
0°-90°	7291.0	100.0
0°-180°	7291.0	100.0



REPORT NUMBER: P233639

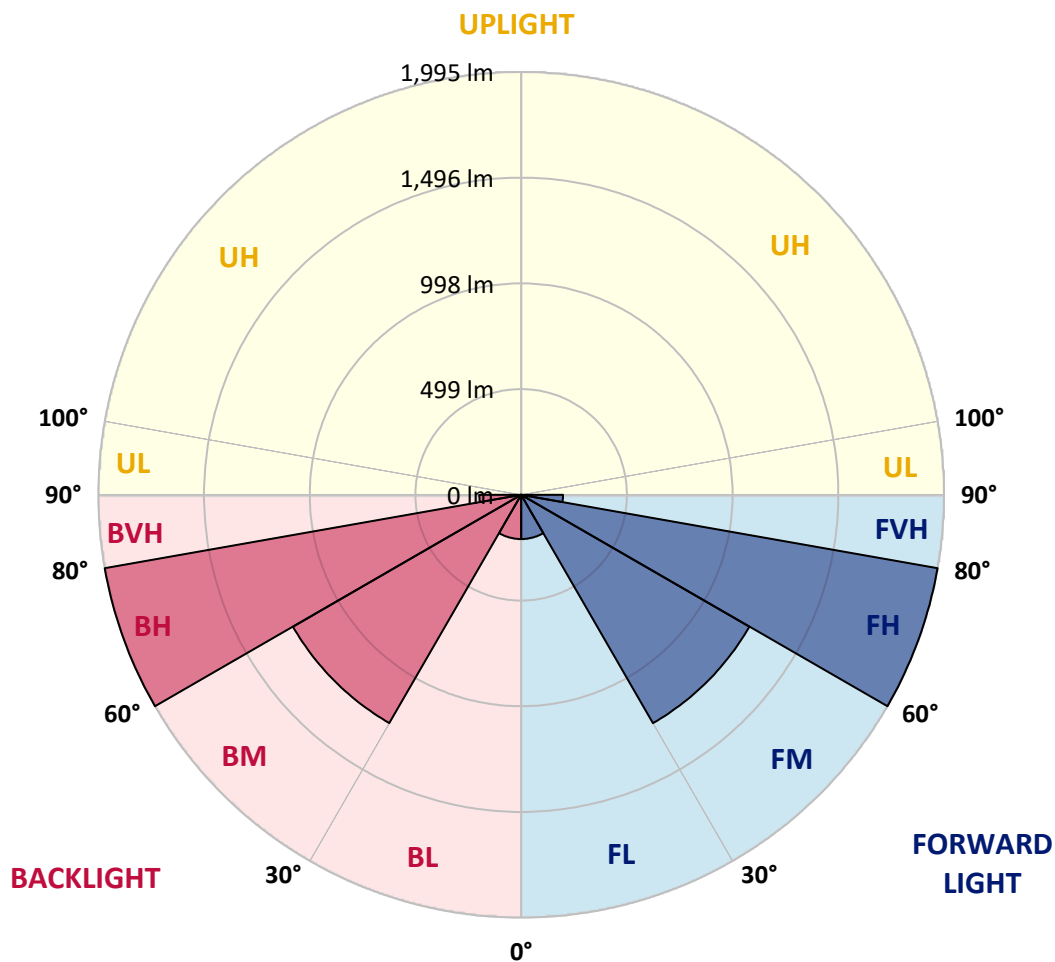
CATALOG NUMBER: VERD-C01-D-U-T5

LUMINAIRE CLASSIFICATION SYSTEM LUMEN TABLE AND BUG RATING:

Zone		Lumens	% Fixture	Zone Rating/Lumen Limit		
				B	U	G
FL	(0°-30°)	208.7	2.9			
FM	(30°-60°)	1243.9	17.1			
FH	(60°-80°)	1995.2	27.4			G2/5000
FVH	(80°-90°)	197.7	2.7			G2/225
BL	(0°-30°)	208.7	2.9	B1/500		
BM	(30°-60°)	1243.9	17.1	B2/2500		
BH	(60°-80°)	1995.2	27.4	B3/2500		G2/5000
BVH	(80°-90°)	197.7	2.7			G2/225
UL	(90°-100°)	0.0	0.0		U0/0	
UH	(100°-180°)	0.0	0.0		U0/0	

BUG Rating: B3-U0-G2

Type V Short





REPORT NUMBER: P233639

CATALOG NUMBER: VERD-C01-D-U-T5

CANDELA DISTRIBUTION (FULL):

	0°	5°	15°	25°	35°	45°	55°	65°	75°	85°	90°
0°	413.1	413.1	413.1	413.1	413.1	413.1	413.1	413.1	413.1	413.1	413.1
2.5°	417.0	417.0	416.3	413.1	413.7	411.8	410.5	411.1	411.8	411.8	411.1
5°	420.2	420.2	419.6	417.0	417.6	415.7	415.0	415.7	417.0	418.3	417.0
7.5°	426.7	426.1	424.8	422.2	422.2	420.9	419.6	420.2	421.5	422.2	421.5
10°	433.9	433.2	431.3	428.7	428.7	427.4	424.8	424.8	424.8	424.1	423.5
12.5°	441.7	441.0	439.1	436.5	438.4	436.5	434.5	433.9	431.9	430.6	430.0
15°	454.0	453.4	451.4	449.5	454.7	452.1	448.8	445.6	444.3	443.0	441.7
17.5°	468.9	468.3	467.0	465.7	472.2	472.2	466.3	460.5	461.1	459.2	457.9
20°	486.5	485.8	484.5	485.8	493.0	492.3	484.5	477.4	480.0	476.1	474.8
22.5°	508.6	507.3	505.3	507.3	517.7	515.7	506.0	499.5	501.4	499.5	498.2
25°	532.6	530.0	527.4	530.0	546.9	543.0	533.2	525.4	529.3	528.0	527.4
27.5°	556.0	553.4	551.4	549.5	575.5	574.8	561.8	554.0	558.6	559.2	559.9
30°	578.7	578.1	574.8	572.2	600.1	609.2	587.2	583.9	587.2	591.0	592.3
32.5°	609.2	607.9	604.7	600.1	619.0	641.1	616.4	619.0	624.2	632.0	631.3
35°	650.2	646.9	642.4	637.8	649.5	667.0	656.0	661.2	670.3	679.4	678.1
37.5°	693.7	693.0	688.5	677.4	690.4	706.0	702.8	712.5	728.1	746.3	743.7
40°	756.0	756.7	746.9	732.6	743.7	769.0	772.3	792.4	819.7	845.7	846.3
42.5°	854.1	852.1	845.0	824.9	832.0	850.8	866.4	897.6	931.4	958.0	961.9
45°	975.6	973.0	958.7	926.8	924.9	938.5	961.3	1001.5	1042.5	1068.4	1070.4
47.5°	1114.5	1105.5	1083.4	1041.8	1026.9	1033.4	1056.7	1101.6	1143.8	1172.4	1170.4
50°	1251.6	1252.2	1225.6	1171.1	1141.2	1141.2	1154.8	1201.6	1244.4	1271.1	1271.7
52.5°	1406.2	1400.3	1374.3	1308.7	1260.0	1246.4	1250.9	1295.1	1339.3	1367.9	1367.9
55°	1562.1	1556.2	1530.9	1458.1	1395.1	1355.5	1351.0	1392.5	1440.6	1467.9	1471.1
57.5°	1722.5	1718.6	1692.0	1612.7	1534.1	1471.1	1460.7	1508.1	1558.8	1586.1	1588.0
60°	1889.4	1884.2	1857.6	1795.9	1699.7	1620.5	1601.0	1649.1	1709.5	1745.2	1743.3
62.5°	2083.6	2077.1	2056.3	1977.1	1908.9	1823.2	1784.8	1840.0	1912.1	1953.7	1957.0
65°	2239.5	2242.1	2261.6	2249.9	2186.2	2092.7	2054.4	2142.7	2184.3	2191.4	2186.2
67.5°	2198.6	2208.3	2251.2	2348.0	2462.9	2524.6	2373.9	2268.1	2188.8	2142.7	2136.2
70°	2021.9	2029.0	2131.7	2290.1	2594.8	2700.0	2509.7	2164.8	1998.5	1927.1	1918.6
71°	1918.0	1947.2	2053.1	2265.5	2595.4	2716.2	2520.7	2112.2	1931.6	1811.5	1798.5
72.5°	1759.5	1784.8	1918.0	2172.6	2557.7	2646.1	2403.8	1988.8	1779.6	1679.6	1646.5
75°	1434.8	1481.5	1599.1	1934.2	2385.6	2459.7	2194.7	1754.3	1530.2	1421.8	1413.3
77.5°	1020.4	1052.2	1230.2	1591.9	2103.1	2172.6	1940.1	1475.0	1238.0	1137.3	1126.2
80°	567.0	598.8	786.5	1119.1	1623.8	1693.9	1484.8	1077.5	841.1	733.9	689.8
82.5°	254.0	272.8	411.1	663.1	1041.8	1132.7	902.2	592.3	405.3	287.1	263.7
85°	88.3	98.1	163.7	300.7	533.2	492.3	309.2	148.1	52.0	25.3	23.4
87.5°	16.9	18.8	35.7	83.8	87.0	40.3	13.0	9.7	9.7	10.4	10.4
90°	0.0	0.0	0.0	0.0	0.0	0.0	0.0	0.0	0.0	0.0	0.0

(END OF REPORT)